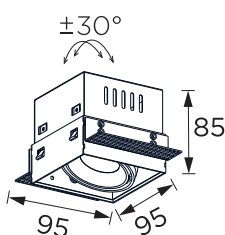
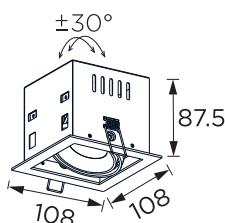


Art Number WL111000 **Model** 10W/ 15W



Features

- Coffer square recessed light adopts high quality CREE LED as a light source
- Housing design simple and elegant beautiful appearance.
- The outer shell is made of mold rolling armor plate with powder spraying on the surface
- Luminaire body and heat sink made with die cast aluminum and it has vertical $\pm 30^\circ$ adjustable
- Available in Trim and trim less structure which suitable for different style
- Aluminum reflector with narrow, medium and wide beam angle
- Supplied with Non-dimmable remote driver
- Dimmable option: 0-10V, Triac, Dali. Available other options on request
- Other CRI and CCT available on request as per the availability

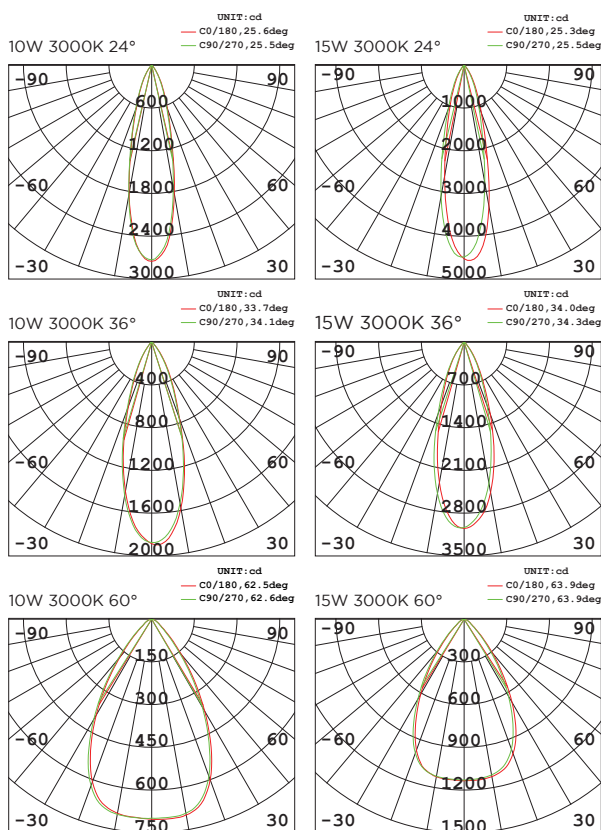
Product Specification

LED Chip	CREE LED
Power	10W/ 15W
Input	100-240VAC Remote Driver
Output	852lm(10W)/ 1414lm(15W)
CCT	2700K(27)/ 3000K(30)/ 4000K(40)/ 5000K(50)
LED Qty	COB LED

Technical Data

IP Rating	IP20
Housing/ Front Cover	Die cast aluminum
Finishing	White+Black(19)/ Black+White(28)/ White (02)/ Black(04)
Optic	Lens
Reflector	Aluminum
Power Cable	H05RN-F 2x0.75 mm ² / L=0.5m (low voltage)
Mounting Sleeve	Stainless steel
Tilt/Rotate	30°/ Nill
Cutout	97x97mm (Trim) 96x96mm (Trim less)

Photometric Light Distribution



Photometric Data

CRI	80
Luminous Efficacy	85.2lm/W(10W) 94.2lm/W(15W)
Beam Angle	24°(24)/ 36°(36)/ 60°(60)
Operating Temp.	-20°C-+50°

Order Code Example

Artnumber	Finish	Beam Angle	Color Temp
WL111000	PAW(02)	60°(60)	3000K(30)
WL111000.02.60.30			