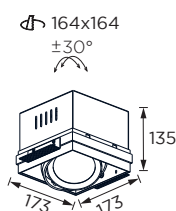
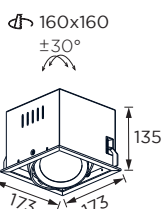


**Art Number** WL111006  
**Model** 30W/ 43W



## Features

- Coffer square recessed light adopts high quality CREE LED as a light source
- Housing design simple and elegant beautiful appearance.
- The outer shell is made of mold rolling armor plate with powder spraying on the surface
- Luminaire body and heat sink made with die cast aluminum and it has vertical  $\pm 30^\circ$  adjustable
- Available in Trim and trim less structure which suitable for different style
- Aluminum reflector with narrow, medium and wide beam angle
- Supplied with Non-dimmable remote driver
- Dimmable option: 0-10V, Triac, Dali. Available other options on request
- Other CRI and CCT available on request as per the availability

## Product Specification

LED Chip	CREE LED
Power	30W/ 43W
Input	100-240VAC Remote Driver
Output	2856lm(30W)/ 3576lm(45W)
CCT	2700K(27)/ 3000K(30)/ 4000K(40)/ 5000K(50)
LED Qty	COB LED

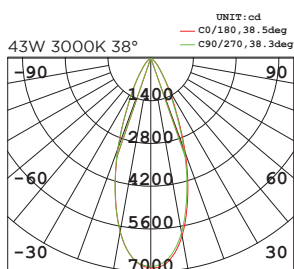
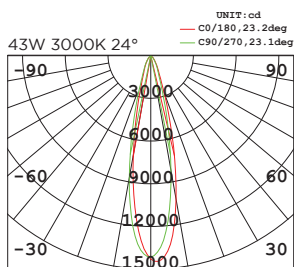
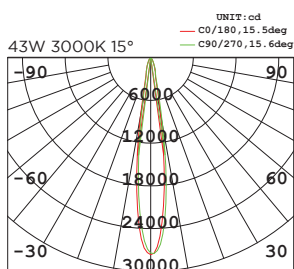
## Technical Data

IP Rating	IP20
Housing/ Front Cover	Die cast aluminum
Finishing	White+Black(79)/ Black+White(28)/ White (02)/ Black(04)
Reflector	Aluminum
Power Cable	H05RN-F 2x0.75 mm <sup>2</sup> / L=0.5m (low voltage)
Mounting Sleeve	Stainless steel
Tilt/Rotate	30°/ Nill
Cutout	160x160mm (Trim) 164x164mm (Trim less)

## Photometric Data

CRI	80
Luminous Efficacy	83lm/W(10W) 95lm/W(15W)
Beam Angle	15°(15)/ 24°(24)/ 38°(38)
Operating Temp.	-20°C-+50°

## Photometric Light Distribution



## Order Code Example

Artnumber	Finish	Beam Angle	Color Temp
WL111000	PAW(02)	60°(60)	3000K(30)
WL111000.02.60.30			