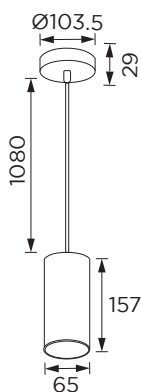


Art Number	Model
WL221049	10W 100-240VAC
WL221050	15W 100-240VAC



Features

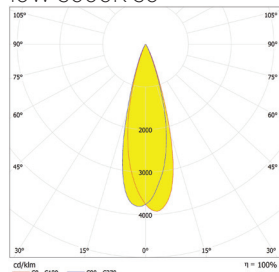
- OLEVE cylinder shape anti-glare design LED pendant light adopts High lumen COB led as a light source.
- Tube shape luminaire made with AL6063 aluminum body provides excellent heat dissipation.
- Special designed PMMA lens given anti-glare effects and create comfortable and visual treat.
- Modular lens designed multiple beam angle options make convenient illumination and maintenance.
- Flicker free inbuilt driver which gives long life.
- Dimmable available with Triac, 1-10V, and Dali
- Available customized color finish and color temperature upon the request.

Product Specification

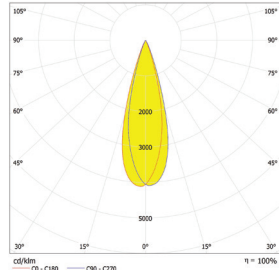
LED Chip	COB LED
Power	10W/ 15W
Input	100-240VAC inbuilt driver
Output	1100lm (10W)/ 1300lm(15W)
CCT	2700K(27)/ 3000K(30)/ 4000K(40)/ 5000K(50)
LED Qty	1 COB LED
Driver	Philips/ Tridonic
Power Factor	>0.9

Photometric Light Distribution

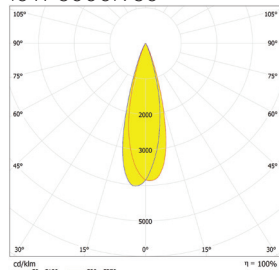
10W 3000K 30°



10W 4000K 30°



10W 5000K 30°



Technical Data

Class	Class I
IP Rating	IP20
Housing	AL6063 aluminum
Front Cover	Clear tempered glass
Optics	PMMA Lens
Finishing	WH(02)/ BK(04)/
Weight	0.55Kg
Package	12pcs/CTN
Bin	SDCM <6

Photometric Data

CRI	90
Luminous Efficacy	110lm/W- 86lm/W
Beam Angle	24°(24)/ 30°(30)/ 45°(45)
Operating Temp.	-20°C-+50°

Order Code Example

Artnumber	Finish	Beam Angle	Color Temp
WL221049	PAW(02)	60°(60)	2700K(27)
WL221049.02.60.27			