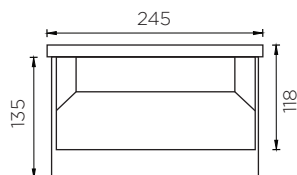
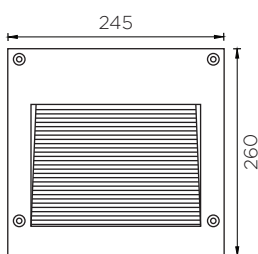


Art Number WL891027
Model 16W



Features

VICTOR Series LED wall step light design compact and stepped light distribution.

Adopts CREE linear led as a light source

Luminaire made with Electro plastic powder coating corrosion protects die cast aluminum head and extruded aluminum structure which optimized heat dissipation, ensure long life span and better stability.

Tempered clear glass with high efficiency of transmitting, ensures the uniformity of lights.

IP65 fixture is suitable in indoor, outdoor and architectural lighting application.

Product Specification

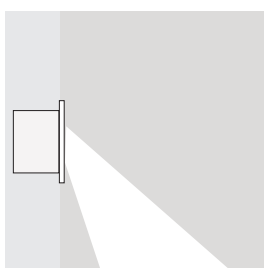
LED Chip	CREE LED
Power	16W
Input	100-240VAC integrated Driver
Lumen	1520lm
CCT	2700K(27)/3000K(30)/ 4000K(40)/ 5000K(50)
High Color Consistency	<3 SDCM
Class	Class I

Technical Data

IP Rating	IP65
Housing	Die cast aluminum head and extruded aluminum
Diffuser	Tempered Clear Glass
Finishing	White(02)/ Black(04)/ Grey(06)
Power Cable	H05RN-F 3x0.75 mm ² / L=0.5m
Installation	Recessed box

Photometric Data

CRI	80
Luminous Efficacy	95lm/W
Beam Angle	Assymetric°(A)
Operating Temp.	-20°C-+50°



Order Code Example

Artnumber	Finish	Beam Angle	Color Temp
WL891027	WH(02)	Assymetric°(A)	3000K(30)
WL891027.02.36.30			