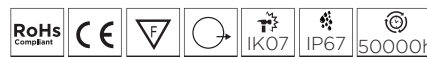
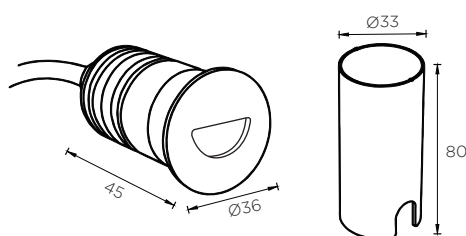


**Art Number** WL891034  
**Model** 3W



## Features

EVAN series wall light adopts high power CREE led combines with excellent structural optical design, concentrated and soft light output.  
Body constructed with CNC aluminum and sleeve made with stainless steel.  
There are different type of front cover  
Dimmable support: Triac, PWM, 1-10V, Dali, DMX 512  
Fronted or diffused glass



## Product Specification

LED Chip	CREE LED
Power	3W
Input	100-240VAC with integrated Driver
Lumen	210lm
CCT	2700K(27)/ 3000K(30)/ 4000K(40)/ 6000K(60) Red(05)/ Green(06)/ Blue(07)
LED Type	High Power Led

## Technical Data

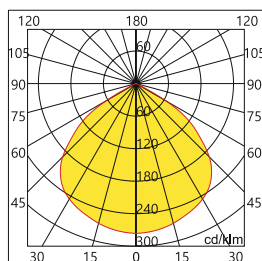
IP Rating	IP67
IK Rating	IK07
Housing/ Front Cover	Anodized aluminum
Finishing	White(02)/ Black(04)/ Grey(06)
Diffuser	Frosted Glass
Mounting Sleeve	Stainless steel
Power Cable	H05RN-F 3x0.75 mm <sup>2</sup> / L=0.5m 100-240VAC

## Mounting sleeve



## Photometric Data

CRI	80
Luminous Efficacy	70lm/W
Beam Angle	120°(120)
Operating Temp.	-30°C-+50°



H[m]	D[m]	MaxLux	MedLux	
0.40	1.04	242	73	
0.80	2.07	60	18	
1.20	3.11	27	8	
1.60	4.15	15	5	
2.00	5.19	10	3	

## Order Code Example

Artnumber	Finish	Beam Angle	Color Temp
WL891034	WH(02)	120°(120)	3000K(30)
WL891034.02.120.30			