

Art Number	Model
WL981014	100-277VAC 35W
WL981015	100-277VAC 55W



### Features

Special circuit design, single LED's damage won't affect others' normal work. Tool-less open for easy installation, replacement and maintenance. Power-off protection makes the power automatically off when fixture is opened. Smooth body would greatly diminish dust accumulation and bird droppings heap up. Level bubble makes it easy for the installer to adjust the position of the lamp.

Pass the 1000 hour salt spray test.

Vertical and horizontal installation both available, adjustable by 315° in both directions.

Multiple lighting control options are available, e.g. DALI, 1-10V, photocell, motion sensor.

### Product Specification

LED Chip	LUMI LED
Power	35W/ 55W
Input	100-277VAC
Output	4375lm/ 6875lm
CCT	3000K(30)/ 4000K(40)/ 5000K(50)
Driver	Meanwell

### Technical Data

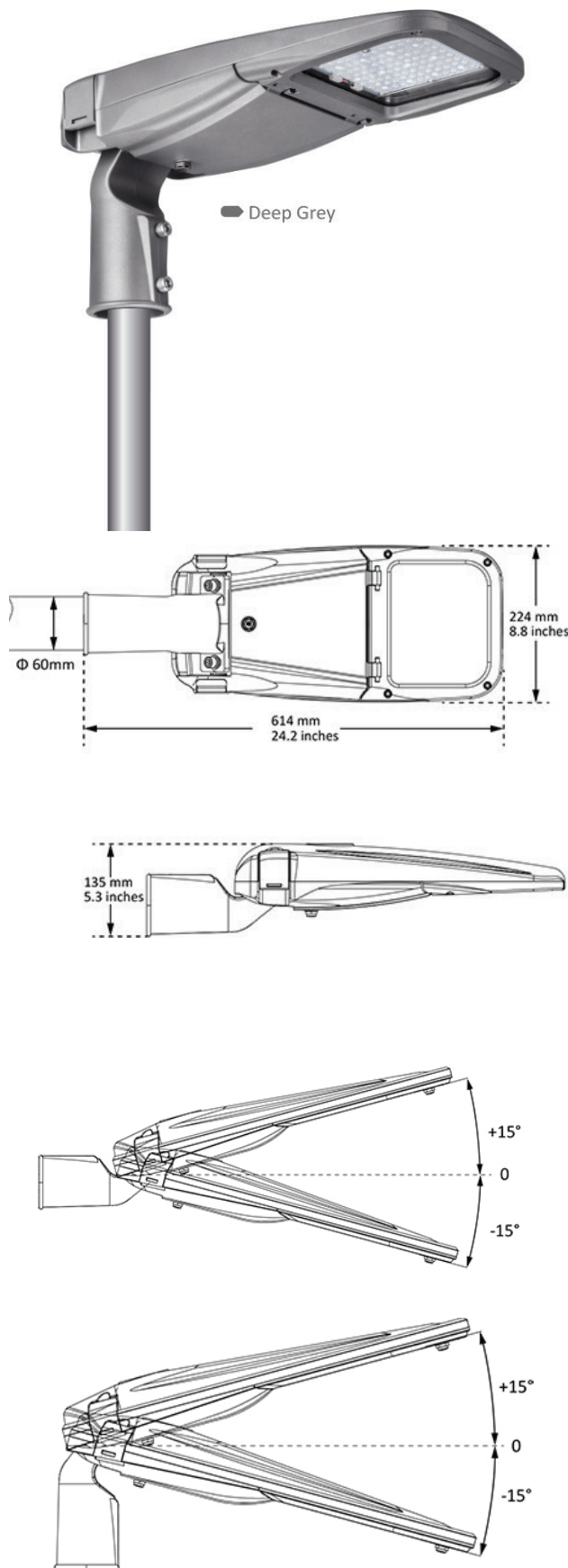
IP Rating	IP66
IK Rating	IK08
Housing/ Front Cover	Die cast aluminum
Finishing	Light Grey(06), Dark Grey(06)
Light Window	Tempered Glass
Power Cable	H05RN-F 3x0.75 mm <sup>2</sup> / L=0.5m (high voltage)
Pole material	Aluminum
Pole Dia	Ø60mm
Power Factor	>0.95
Protection	Class I
Dimming Option	1-10V/ DALI/ PWM/ TRIAC
Weight	7.8Kg

### Photometric Data

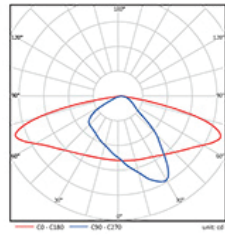
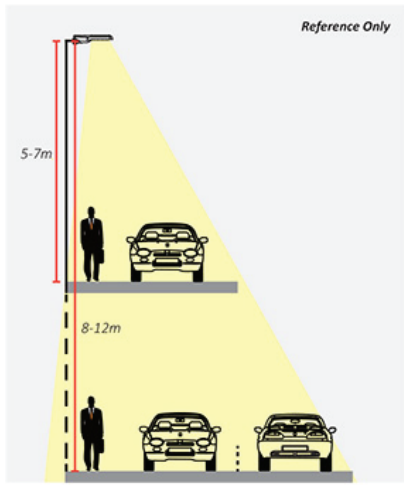
CRI	70
Luminous Efficacy	125 lm/W
Beam Angle	1m, 2m, 3m
THD	<20%
Power Efficiency	>90%
Operating Temp.	-40°C-+55°

### Order Code Example

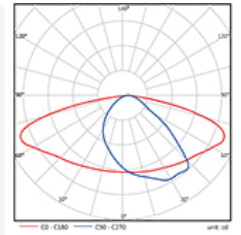
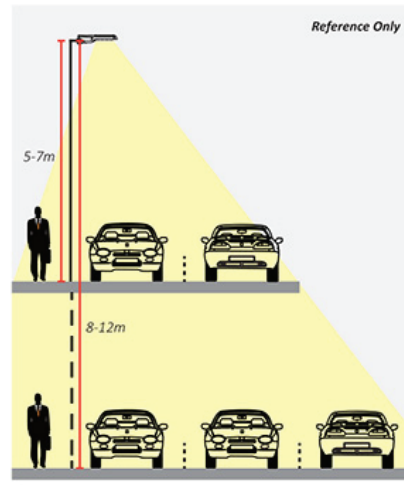
Artnumber	Finish	Beam Angle	Color Temp
WL981015	GR(06)	1m(1m)	3000K(30)
WL981015.06.1m.30			



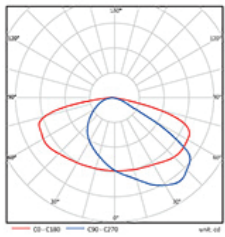
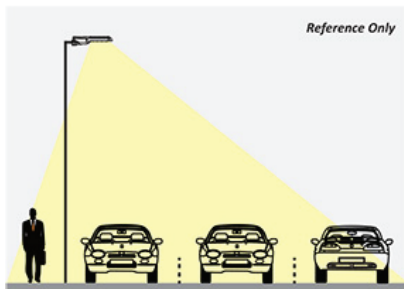
Optic



Lens code: Typel,Medium



Lens code: Typel,Medium



Lens code: Typell,Medium